



# FULL-HEAT MIXED-FLOW DRYER™



## Better grain quality than cross-flow full-heat dryers

- Wide (30") grain columns hold more grain in process compared to 14" or narrower cross-flow columns.
- Grain is dried slower, using about half the airflow per bushel, but holding more bushels in process.
- Variable-speed drag-conveyor unload compared to high-speed auger unload.

Full-heat dryers only heat the grain. It's then cooled in a grain bin, making the dryer smaller and less expensive than dryers that heat and cool grain.

- The grain is slowly cooled in a grain bin over 24-48 hours lowering potential for stress cracks in the kernels.

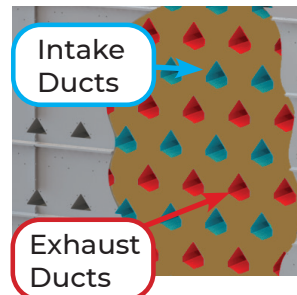
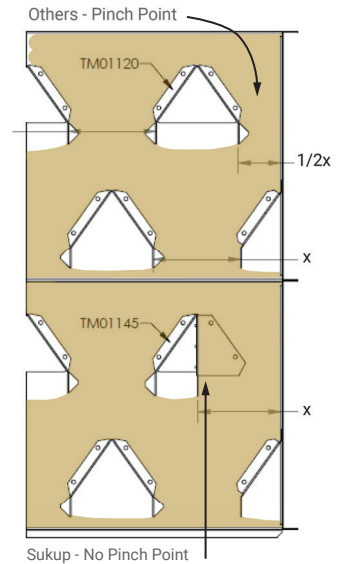


- Low-speed centrifugal fans make the dryer very quiet.
- Sukup line burners provide excellent fuel efficiency and low emissions.
- Standard large 7" metering rolls allow grain with foreign material to flow without plugging. They are also ideal for specialty crops such as rice or pistachios.
- One variable-speed motor drives both the standard unload drag-conveyor and the metering rolls, making it extremely gentle on the product.




## VERTICAL END DUCTS SUKUP® EXCLUSIVE

- Patented vertical intake duct on front and back of column.
- Creates more space for grain.
- Decreases chance of plugging.



Drying occurs in the tiers of the Sukup Full-Heat Mixed-Flow dryer. Each tier has a row of inlet ducts open to the center of the dryer and a row of exhaust ducts open to the outside of the dryer. Hot air from the fan & heater enters the inlet ducts and moves through the grain in mixed directions to the nearest exhaust ducts. This gives more even drying air temperature to all the grain in the dryer, resulting in better fuel efficiency and grain quality.



## LOADING SYSTEMS

- Auger Loading Systems
- Gravity Loading Systems are available.



SUKUP MANUFACTURING FULL-HEAT MIXED-FLOW DRYERS									CORN - FULL-HEAT		WHEAT FULL-HEAT	CANOLA FULL-HEAT
MODEL	NUMBER OF TIERS	TOTAL HEIGHT LEVEL AUGER (FT)(a)	(TOTAL HEIGHT GRAVITY FILL (FT) (a)	HEATING GRAIN VOLUME (BU)	TOTAL HOLDING (BU)	MAX BURNER OUTPUT (MMBTU/HR)(b)	AVERAGE OUTPUT (MMBTU/HR)(b)	FAN(S)	CORN ESTIMATED CAPACITY 20-17%, 220°F (BU/HR)(c)	CORN ESTIMATED CAPACITY 25-17%, 220°F (BU/HR)(c)	WHEAT EST CAPACITY 19-14%, 180°F (BU/HR) (c)	CANOLA EST CAPACITY 15-10%, 180°F (BU/HR) (c)
TB1604	4	18.39	20.61	389	666	4	3	(1) 15 HP	663	327	408	319
TB1608	8	26.39	28.61	778	1055	7	5	(2) 15 HP	1327	654	817	639
TB1612	12	34.39	36.61	1167	1444	11	8	(3) 15 HP	1990	980	1225	958
TB2404	4	18.39	23.61	584	1005	5	4	(1) 20 HP	995	490	613	479
TB2408	8	26.39	31.61	1167	1589	11	8	(2) 20 HP	1990	980	1225	958
TB2412	12	34.39	39.61	1751	2172	16	12	(3) 20 HP	2985	1471	1838	1437

(a) Height is frame to fill, legs not included. 3', 4' or 5' legs available.

(b) Maximum burner output based on 200°F temperature rise. Average burner output is 150°F temperature rise.

(c) Capacities are wet bushels based on computer estimates, drying principles, and field results. Variations may occur due to grain kernel size, cleanliness, variety, maturity levels, weather conditions, growing season, etc. Some varieties or applications require different plenum temperatures which may affect drying capacity.

NOTE: Sukup Manufacturing Co. provides the information contained within this brochure to assist you in choosing the optimal equipment for your situation. Many factors, such as grain variety, maturity levels, grain cleanliness, weather conditions, and operation/management, can affect the performance of your dryer and results

may vary. This information is calculated and is not a guarantee of product specifications or performance. Based on these factors, Sukup specifications should only be used as estimates, and not as a warranty, express or implied, of how a particular Sukup unit will perform under your operating conditions. Because we are continually advancing Sukup products, changes may occur that may not be reflected in the specifications.



## QuadraTouch Pro™

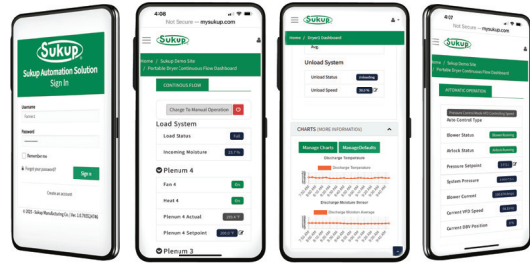
The QuadraTouch Pro™ control system featured on all Sukup Dryers is extremely easy to use.

- Simple menus guide you through dryer functions for easy start-up and operation.
- Operator inputs are easy with a pop-up keypad for entering drying temps or discharge moisture set-points.

PLC-based system is built to withstand harsh environments and has superior electrical noise protection, eliminating nuisance trips and providing a dependable system.



## MYSUKUP™



Remote web access to the dryer via your cell phone, tablet, or computer.

### FEATURES

- Dryer shutdown alerts.
- View dryer performance charts.
- Ability to switch between manual and auto unload control.
- Adjust moisture and/or temperature settings.
- Shut dryer off remotely.
- Cannot start Dryer remotely.
- Set up multiple users with permission to view only, or view and make changes.



**Sukup Manufacturing Co. | [www.sukup.com](http://www.sukup.com)**

Box 677 1555 255th St. | Sheffield, IA 50475-0677 | ph 641.892.4222  
fx 641.892.4629 | [info@sukup.com](mailto:info@sukup.com)

## Distribution Centers

Arcola, IL 61910  
980 E. State Rte. 133  
ph 217.268.3026  
[illinois@sukup.com](mailto:illinois@sukup.com)

York, NE 68467  
2311 Division St.  
ph 402.534.1903  
[nebraska@sukup.com](mailto:nebraska@sukup.com)

Cameron, MO 64429  
7426 NE 352nd St.  
ph 816.649.2226  
[missouri@sukup.com](mailto:missouri@sukup.com)

Defiance, OH 43512  
7724 Rte. 66 N.  
ph 419.784.9871  
[ohio@sukup.com](mailto:ohio@sukup.com)

Jonesboro, AR 72403  
204 Best Industrial Dr.  
ph 870.932.7547  
[arkansas@sukup.com](mailto:arkansas@sukup.com)

Watertown, SD 57201  
2701 Piper Ave.  
ph 605.882.6697  
[southdakota@sukup.com](mailto:southdakota@sukup.com)